

Scaled data based on original data using
LM-79-08 Approved Method: Electrical and Photometric Measurements of Solid-
State Lighting Products

Test Report Prepared for
Cooper Lighting Solutions
(formerly Eaton)

Brand: McGRAW-EDISON

Report Number: P228763

Luminaire Tested: **ISS-AF-1000-LED-E1-RW-7050**

Issue Date: 3/3/2020

Test Information

Test Method: LM-79-08
Report Number: P228763
TEST IS SCALED FROM IESNA LM-79-08 TEST DATA (P29765)
Test Lab: INNOVATION CENTER-P2
Issue Date: 3/3/2020
Manufacturer: COOPER LIGHTING SOLUTIONS (FORMERLY EATON)
Product Line: MCGRAW-EDISON
Catalog Number: ISS-AF-1000-LED-E1-RW-7050
Description: IMPACT ELITE LED QUATER SPHERE LUMINAIRE
LIGHT SQUARE WITH ACCULED OPTICS-RECTANGULAR WIDE TYPE I
Light Source: (16) 5000K CCT, 70 CRI LEDs
Ballast/Driver: ELECTRONIC DRIVER

Summary

Lumens per Lamp: N/A
Luminaire Lumens: 5768 lumens
Efficiency: N/A
Efficacy: 105.6 lumens/watt
Luminous Opening: Rectangular (W 0.5' x L: 0.5' x H: 0')
IES Classification: Type II - Medium - Full Cutoff
BUG Rating: B2 - U0 - G2

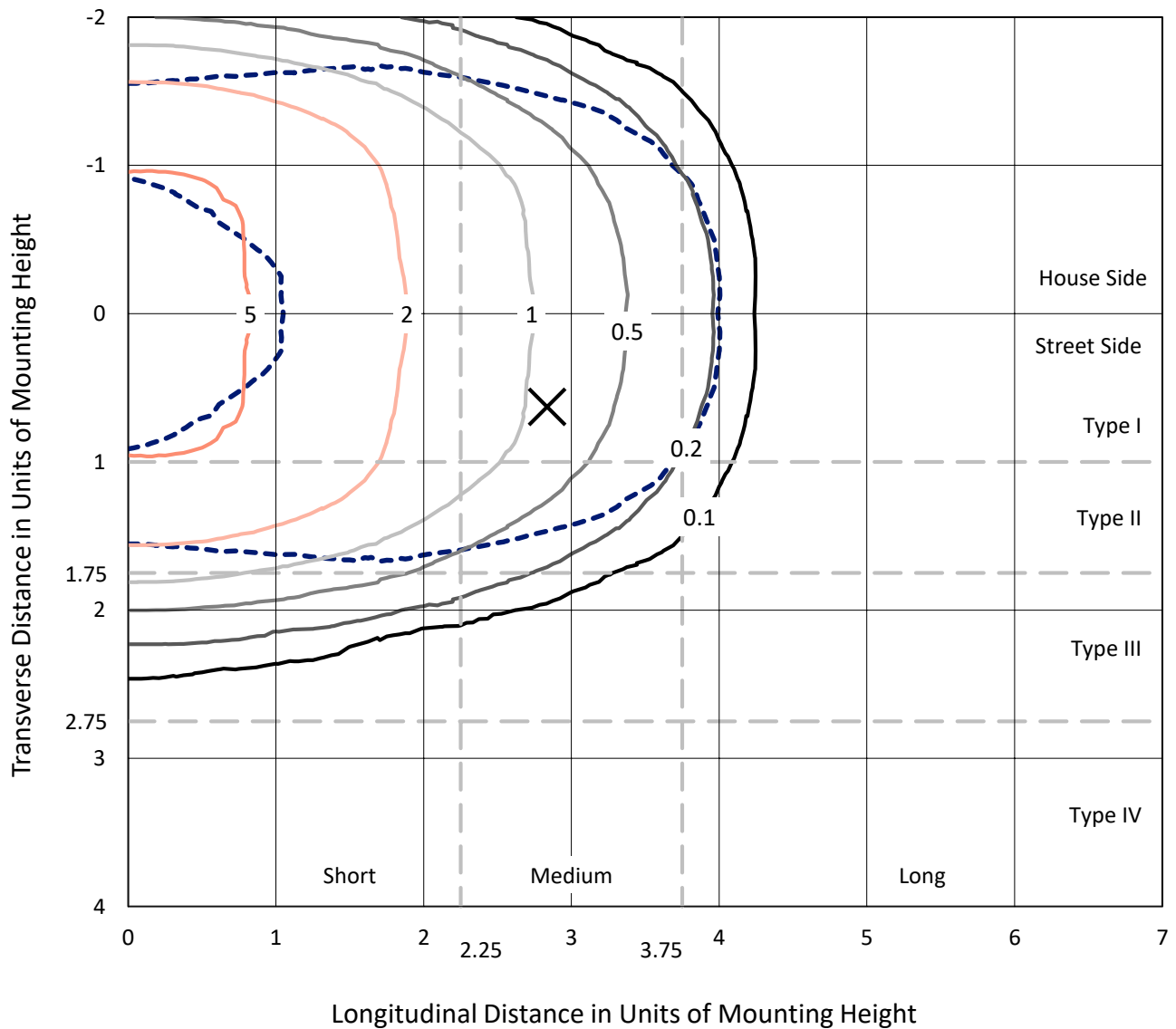
Input Watts (W): 54.6
Input Voltage (V): 120
Input Current (Ain): NR
Voltage Rise (V): NR
Power Factor: NR
Total Harmonic Distortion (THDi): NR
Frequency (hertz): 60
Stabilization Time: NR
Operation Time: NR
Ambient Temperature (°C): NR
Test Distance: 25 FT



REPORT NUMBER: P228763
 CATALOG NUMBER: ISS-AF-1000-LED-E1-RW-7050

Iso-Footcandle Lines of Horizontal Illumination

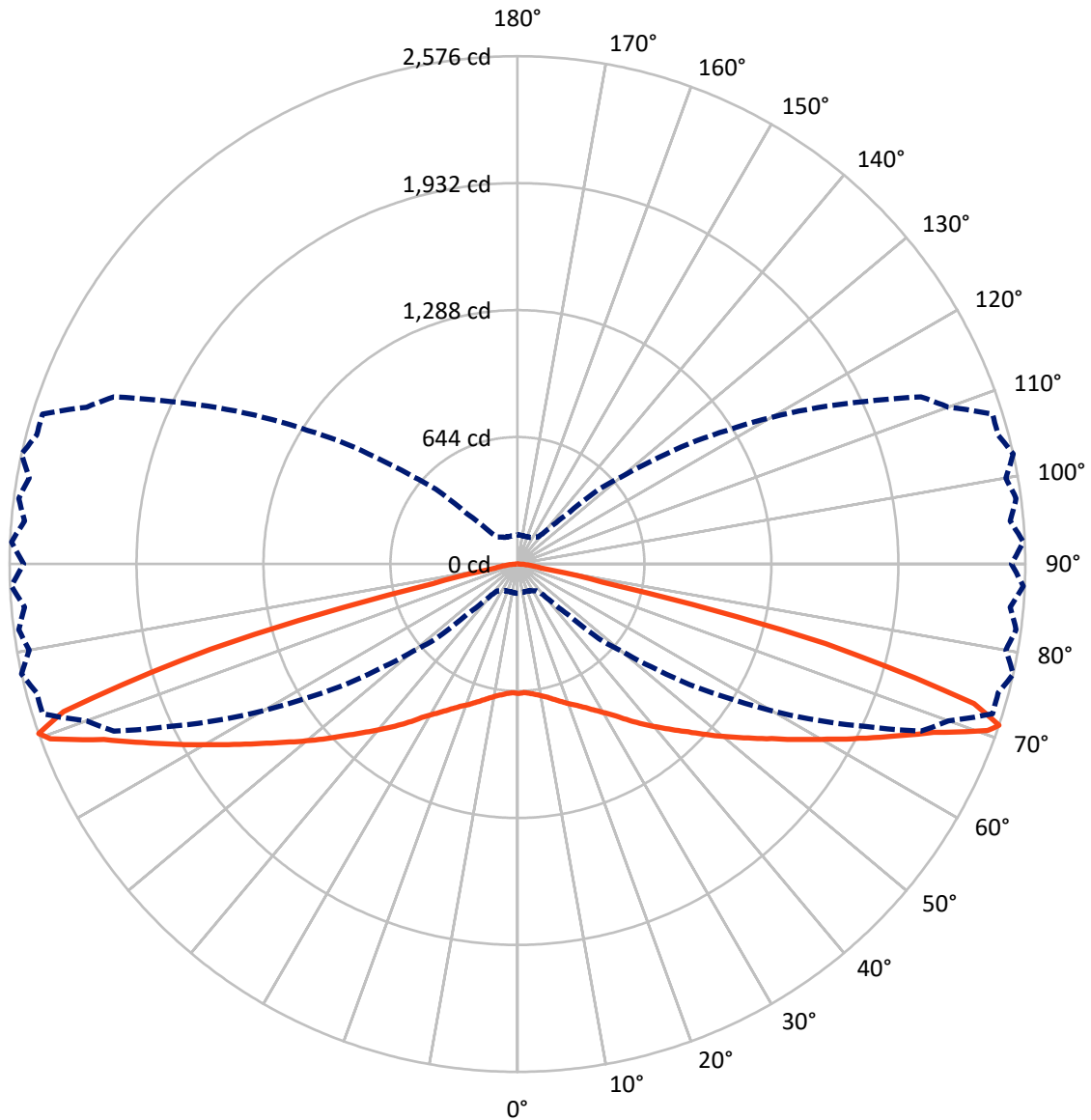
× Max cd
 - - - 1/2 Max cd



Based on 10 foot mounting height. Maximum calculated value = 6.7 fc
 Type II - Medium - Full Cutoff

REPORT NUMBER: P228763
CATALOG NUMBER: ISS-AF-1000-LED-E1-RW-7050

Luminous Intensity Polar Plot



— Vertical Plane Through 77.5-Deg Lateral - - - Horizontal Cone Through 71-Deg Vertical

REPORT NUMBER: P228763

CATALOG NUMBER: ISS-AF-1000-LED-E1-RW-7050

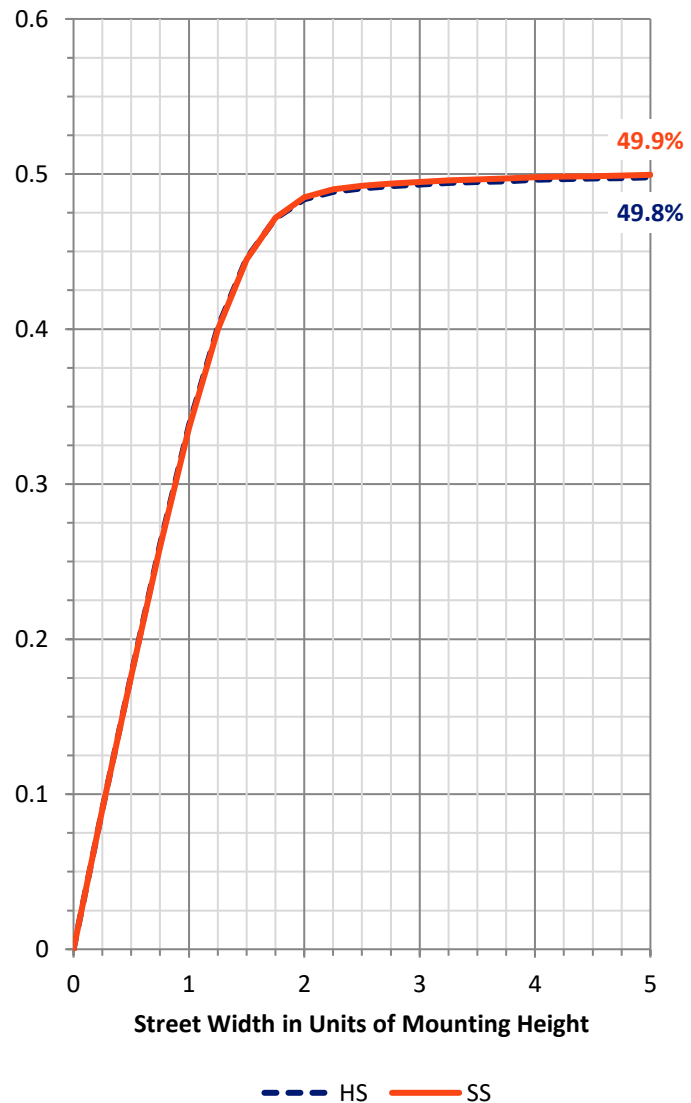
FLUX DISTRIBUTION:

		Downward	Upward	Total
House Side	Lumens	2884.0	0.0	2884.0
	% Fixture	50.0	0.0	50.0
Street Side	Lumens	2884.0	0.0	2884.0
	% Fixture	50.0	0.0	50.0
Total	Lumens	5768.0	0.0	5768.0
	% Fixture	100.0	0.0	100.0

Coefficient of Utilization

ZONAL LUMENS:

Zone	Lumens	% Fixture
0°-10°	63.5	1.1
10°-20°	198.3	3.4
20°-30°	371.0	6.4
30°-40°	645.8	11.2
40°-50°	1053.7	18.3
50°-60°	1454.2	25.2
60°-70°	1379.4	23.9
70°-80°	567.8	9.8
80°-90°	34.3	0.6
90°-100°	0.0	0.0
100°-110°	0.0	0.0
110°-120°	0.0	0.0
120°-130°	0.0	0.0
130°-140°	0.0	0.0
140°-150°	0.0	0.0
150°-160°	0.0	0.0
160°-170°	0.0	0.0
170°-180°	0.0	0.0
0°-90°	5768.0	100.0
0°-180°	5768.0	100.0



REPORT NUMBER: P228763

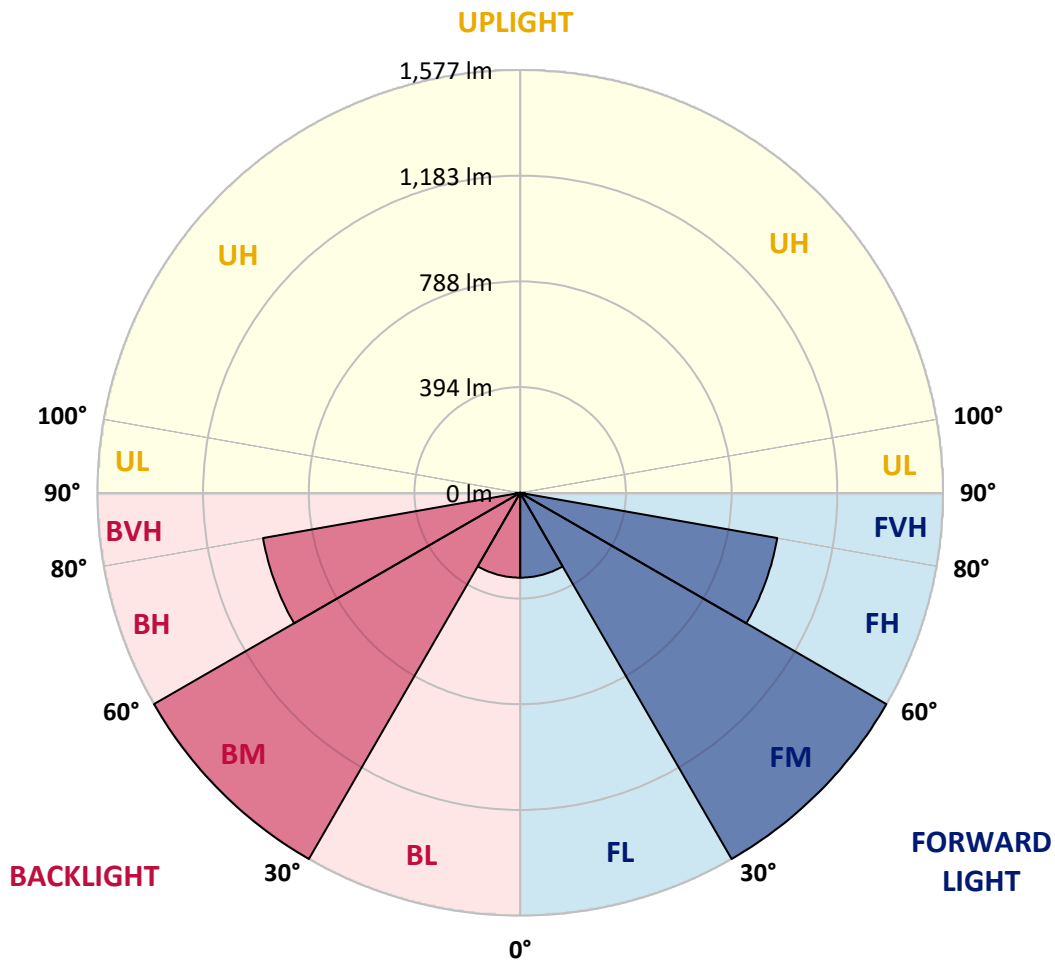
CATALOG NUMBER: ISS-AF-1000-LED-E1-RW-7050

LUMINAIRE CLASSIFICATION SYSTEM LUMEN TABLE AND BUG RATING:

Zone		Lumens	% Fixture	Zone Rating/Lumen Limit		
				B	U	G
FL	(0°-30°)	316.4	5.5			
FM	(30°-60°)	1576.9	27.3			
FH	(60°-80°)	973.6	16.9			G1/1800
FVH	(80°-90°)	17.2	0.3			G1/100
BL	(0°-30°)	316.4	5.5	B1/500		
BM	(30°-60°)	1576.9	27.3	B2/2500		
BH	(60°-80°)	973.6	16.9	B2/1000		G2/1000
BVH	(80°-90°)	17.2	0.3			G1/100
UL	(90°-100°)	0.0	0.0		U0/0	
UH	(100°-180°)	0.0	0.0		U0/0	

BUG Rating: B2-U0-G2

Type II Medium





REPORT NUMBER: P228763

CATALOG NUMBER: ISS-AF-1000-LED-E1-RW-7050

CANDELA DISTRIBUTION (FULL):

	0°	5°	15°	25°	35°	37.5°	40°	42.5°	45°	47.5°	50°
0°	656.8	656.8	656.8	656.8	656.8	656.8	656.8	656.8	656.8	656.8	656.8
2.5°	654.9	653.0	654.9	654.9	656.8	656.8	656.8	656.8	654.9	658.7	658.7
5°	654.9	654.9	656.8	656.8	660.6	664.4	658.7	660.6	662.5	660.6	664.4
7.5°	654.9	654.9	654.9	658.7	664.4	668.2	664.4	666.3	670.2	670.2	674.0
10°	649.2	647.2	651.1	658.7	668.2	674.0	672.1	679.7	677.8	679.7	683.5
12.5°	639.6	639.6	647.2	658.7	675.9	679.7	681.6	685.4	691.2	689.2	695.0
15°	641.5	643.4	651.1	666.3	687.3	691.2	693.1	693.1	702.6	698.8	710.2
17.5°	654.9	656.8	664.4	679.7	704.5	704.5	706.4	710.2	723.6	716.0	731.3
20°	675.9	677.8	685.4	702.6	725.5	723.6	727.4	731.3	748.4	740.8	756.1
22.5°	700.7	704.5	714.1	733.2	758.0	746.5	754.2	761.8	779.0	765.6	786.6
25°	735.1	740.8	750.3	771.3	798.1	784.7	792.3	798.1	817.2	798.1	819.1
27.5°	784.7	788.5	796.2	819.1	842.0	832.4	836.3	840.1	863.0	842.0	864.9
30°	843.9	849.6	857.3	878.3	901.2	885.9	893.5	897.4	916.4	895.4	914.5
32.5°	918.4	924.1	933.6	952.7	971.8	948.9	950.8	956.5	975.6	954.6	975.6
35°	1006.2	1010.0	1023.4	1046.3	1059.6	1023.4	1025.3	1025.3	1050.1	1021.5	1044.4
37.5°	1097.8	1101.6	1116.9	1139.8	1155.1	1115.0	1115.0	1116.9	1139.8	1107.4	1128.4
40°	1193.3	1204.7	1221.9	1244.8	1256.3	1210.5	1214.3	1212.4	1239.1	1200.9	1221.9
42.5°	1288.8	1298.3	1323.1	1349.9	1363.2	1317.4	1319.3	1313.6	1340.3	1300.2	1317.4
45°	1370.9	1378.5	1409.0	1447.2	1468.2	1420.5	1420.5	1420.5	1447.2	1397.6	1418.6
47.5°	1437.7	1443.4	1475.9	1531.2	1565.6	1517.9	1521.7	1514.1	1554.1	1493.0	1521.7
50°	1485.4	1487.3	1529.3	1592.3	1651.5	1607.6	1613.3	1617.2	1655.3	1601.9	1626.7
52.5°	1500.7	1504.5	1552.2	1628.6	1714.5	1685.9	1706.9	1714.5	1748.9	1691.6	1726.0
55°	1447.2	1456.8	1529.3	1642.0	1758.4	1748.9	1773.7	1789.0	1832.9	1785.2	1821.4
57.5°	1267.8	1279.2	1380.4	1565.6	1768.0	1783.3	1817.6	1842.4	1905.5	1876.8	1916.9
60°	1011.9	1021.5	1124.6	1347.9	1647.7	1741.3	1819.5	1890.2	1955.1	1960.8	2012.4
62.5°	695.0	708.3	807.6	1021.5	1386.1	1510.2	1622.9	1739.3	1848.2	1979.9	2046.7
65°	339.9	347.5	431.5	637.7	1017.6	1176.1	1307.8	1472.0	1573.2	1762.3	1871.1
67.5°	187.1	187.1	200.5	265.4	544.1	700.7	842.0	1048.2	1151.3	1384.2	1523.6
70°	156.6	156.6	152.7	162.3	206.2	244.4	316.9	435.3	578.5	813.3	939.4
71°	148.9	147.0	145.1	148.9	166.1	173.7	204.3	267.3	362.8	561.3	685.4
72.5°	139.4	135.6	129.8	131.7	141.3	141.3	147.0	156.6	192.8	263.5	353.2
75°	120.3	116.5	110.7	110.7	112.6	114.6	116.5	120.3	122.2	126.0	141.3
77.5°	99.3	95.5	89.7	89.7	87.8	89.7	93.6	95.5	91.6	99.3	101.2
80°	76.4	70.6	68.7	68.7	66.8	64.9	64.9	64.9	66.8	70.6	72.6
82.5°	47.7	43.9	45.8	43.9	42.0	42.0	42.0	42.0	43.9	43.9	47.7
85°	22.9	22.9	24.8	22.9	19.1	19.1	17.2	15.3	17.2	15.3	19.1
87.5°	0.0	0.0	0.0	0.0	0.0	0.0	0.0	0.0	0.0	0.0	1.9
90°	0.0	0.0	0.0	0.0	0.0	0.0	0.0	0.0	0.0	0.0	0.0



REPORT NUMBER: P228763

CATALOG NUMBER: ISS-AF-1000-LED-E1-RW-7050

CANDELA DISTRIBUTION (continued):

	52.5°	55°	57.5°	60°	62.5°	65°	67.5°	70°	72.5°	75°	77.5°
0°	656.8	656.8	656.8	656.8	656.8	656.8	656.8	656.8	656.8	656.8	656.8
2.5°	653.0	656.8	654.9	656.8	653.0	656.8	651.1	656.8	654.9	656.8	653.0
5°	658.7	664.4	658.7	666.3	658.7	666.3	658.7	666.3	660.6	666.3	658.7
7.5°	664.4	675.9	668.2	677.8	668.2	679.7	668.2	679.7	672.1	681.6	668.2
10°	675.9	689.2	677.8	689.2	677.8	691.2	677.8	693.1	681.6	696.9	679.7
12.5°	685.4	700.7	689.2	704.5	687.3	708.3	691.2	714.1	695.0	717.9	695.0
15°	698.8	717.9	706.4	723.6	706.4	729.3	708.3	735.1	714.1	738.9	714.1
17.5°	717.9	738.9	723.6	744.6	725.5	750.3	727.4	756.1	735.1	759.9	735.1
20°	744.6	761.8	746.5	769.4	748.4	771.3	752.3	775.2	758.0	780.9	758.0
22.5°	775.2	790.4	779.0	792.3	773.3	792.3	773.3	792.3	779.0	798.1	779.0
25°	809.5	821.0	807.6	821.0	803.8	819.1	801.9	817.2	803.8	821.0	807.6
27.5°	855.4	861.1	845.8	857.3	836.3	851.5	832.4	847.7	834.4	849.6	840.1
30°	905.0	910.7	895.4	903.1	880.2	889.7	868.7	882.1	870.6	882.1	876.4
32.5°	960.4	968.0	950.8	954.6	935.5	937.5	920.3	926.0	916.4	920.3	918.4
35°	1023.4	1032.9	1013.8	1019.6	998.5	998.5	983.3	981.4	977.5	973.7	973.7
37.5°	1103.6	1107.4	1092.1	1092.1	1067.3	1067.3	1048.2	1048.2	1040.6	1032.9	1029.1
40°	1191.4	1193.3	1168.5	1166.6	1141.7	1141.7	1120.7	1115.0	1101.6	1092.1	1086.4
42.5°	1284.9	1283.0	1246.8	1250.6	1214.3	1216.2	1189.5	1183.7	1170.4	1158.9	1147.5
45°	1380.4	1372.8	1336.5	1334.6	1292.6	1294.5	1262.0	1258.2	1239.1	1227.7	1214.3
47.5°	1477.8	1474.0	1433.9	1424.3	1380.4	1378.5	1336.5	1336.5	1317.4	1305.9	1292.6
50°	1579.0	1577.1	1531.2	1525.5	1479.7	1472.0	1422.4	1422.4	1399.5	1395.7	1376.6
52.5°	1689.7	1682.1	1632.4	1630.5	1586.6	1580.9	1527.4	1523.6	1489.2	1487.3	1466.3
55°	1798.5	1785.2	1752.7	1737.4	1693.5	1691.6	1643.9	1634.3	1590.4	1590.4	1563.7
57.5°	1897.8	1886.4	1859.6	1846.3	1804.3	1798.5	1747.0	1747.0	1708.8	1706.9	1678.2
60°	2000.9	2004.7	1976.1	1970.4	1930.3	1928.4	1876.8	1876.8	1838.6	1836.7	1804.3
62.5°	2088.7	2126.9	2115.5	2119.3	2084.9	2079.2	2027.6	2023.8	1979.9	1974.2	1947.5
65°	2002.8	2136.5	2222.4	2279.7	2275.8	2273.9	2224.3	2216.7	2161.3	2146.0	2102.1
67.5°	1682.1	1855.8	2012.4	2184.2	2310.2	2405.7	2434.3	2422.9	2375.1	2331.2	2277.8
70°	1126.5	1326.9	1525.5	1739.3	1955.1	2165.1	2380.9	2474.4	2573.7	2539.3	2529.8
71°	857.3	1063.5	1262.0	1487.3	1716.4	1949.4	2214.8	2325.5	2526.0	2524.1	2575.6
72.5°	483.0	666.3	878.3	1074.9	1290.7	1531.2	1804.3	1926.5	2214.8	2272.0	2421.0
75°	154.7	211.9	280.7	443.0	576.6	796.2	998.5	1120.7	1311.7	1407.1	1615.2
77.5°	103.1	114.6	118.4	137.5	154.7	219.6	297.8	364.7	400.9	420.0	441.0
80°	74.5	80.2	84.0	93.6	95.5	106.9	106.9	118.4	116.5	124.1	118.4
82.5°	47.7	53.5	55.4	59.2	61.1	68.7	72.6	80.2	80.2	84.0	82.1
85°	22.9	26.7	26.7	30.5	30.5	36.3	36.3	42.0	42.0	47.7	45.8
87.5°	1.9	1.9	1.9	3.8	3.8	3.8	5.7	7.6	7.6	7.6	7.6
90°	0.0	0.0	0.0	0.0	0.0	0.0	0.0	0.0	0.0	0.0	0.0



REPORT NUMBER: P228763

CATALOG NUMBER: ISS-AF-1000-LED-E1-RW-7050

CANDELA DISTRIBUTION (continued):

	80°	82.5°	85°	87.5°	90°
0°	656.8	656.8	656.8	656.8	656.8
2.5°	658.7	656.8	658.7	654.9	658.7
5°	668.2	660.6	670.2	660.6	670.2
7.5°	683.5	674.0	685.4	670.2	683.5
10°	696.9	683.5	698.8	683.5	696.9
12.5°	719.8	698.8	723.6	698.8	723.6
15°	742.7	717.9	748.4	721.7	746.5
17.5°	763.7	740.8	769.4	742.7	767.5
20°	782.8	761.8	786.6	759.9	786.6
22.5°	801.9	788.5	807.6	788.5	807.6
25°	826.7	817.2	830.5	817.2	830.5
27.5°	855.4	851.5	859.2	849.6	861.1
30°	887.8	889.7	891.6	889.7	893.5
32.5°	927.9	937.5	933.6	933.6	933.6
35°	983.3	1000.5	989.0	992.8	990.9
37.5°	1034.8	1059.6	1044.4	1050.1	1046.3
40°	1092.1	1109.3	1105.5	1105.5	1101.6
42.5°	1155.1	1176.1	1170.4	1172.3	1168.5
45°	1223.8	1242.9	1235.3	1233.4	1235.3
47.5°	1302.1	1323.1	1313.6	1311.7	1313.6
50°	1384.2	1409.0	1401.4	1397.6	1401.4
52.5°	1474.0	1504.5	1500.7	1496.9	1502.6
55°	1579.0	1607.6	1603.8	1607.6	1609.5
57.5°	1684.0	1716.4	1708.8	1718.3	1722.2
60°	1815.7	1834.8	1836.7	1838.6	1840.5
62.5°	1949.4	1957.0	1962.7	1968.5	1970.4
65°	2104.0	2105.9	2109.7	2104.0	2109.7
67.5°	2252.9	2239.6	2237.7	2243.4	2247.2
70°	2484.0	2484.0	2464.9	2491.6	2468.7
71°	2514.5	2550.8	2508.8	2568.0	2505.0
72.5°	2365.6	2432.4	2384.7	2438.1	2375.1
75°	1645.8	1800.4	1798.5	1874.9	1813.8
77.5°	456.3	427.7	456.3	393.3	376.1
80°	124.1	112.6	122.2	103.1	116.5
82.5°	82.1	70.6	68.7	55.4	59.2
85°	47.7	36.3	36.3	28.6	30.5
87.5°	7.6	1.9	7.6	3.8	5.7
90°	0.0	0.0	0.0	0.0	0.0

(END OF REPORT)